

Village of Bloomingdale

201 S. Bloomingdale Road
Bloomingdale, IL 60108
www.villageofbloomingdale.org

FIREPLACE CONSTRUCTION AND INSTALLATION PERMIT SUBMITTAL REQUIREMENTS

"Growth with Pride"

Building & Zoning Department
buildingandzoning@vil.bloomingtondale.il.us
phone: (630) 671-5660
fax: (630) 893-1596

Village Hall Hours
Monday-Friday
8:30 am – 4:30 pm

Minimum Submittal Requirements:

1. Completed application for permit form and Stormwater and Floodplain Management Certification Form.
2. Two (2) sets of drawings indicating and explaining fireplace construction. Drawings to be signed and sealed by Illinois licensed architect, unless waived by the Building Commissioner.
3. Two (2) copies of Plat of Survey showing the following:
 - a. Legal property description.
 - b. Location of principle building and any other existing accessory buildings/structures on the property.
 - c. Location of the proposed fireplace installation, showing compliance with size and location requirements.
4. Manufacturer's installation instructions or manufacturer's specifications for factory-built fireplaces.
5. \$10,000 surety bond from the general contractor.
6. Masonry or mechanical contractor's certificate of insurance (with the Village of Bloomingdale named as certificate holder).
7. Signed proposal/contract
8. Homeowner's association approval, if applicable.

Construction Requirements:

Fireplace construction shall comply with 2018 International Residential Code as amended and adopted by Village of Bloomingdale Village Code Title 10-3, Chapter 10 Chimneys and Fireplaces.

Inspection Requirements:

Inspection requirements will be based on fireplace construction and will be provided when permit is issued.

**INSPECTIONS REQUIRE 24 HOUR NOTICE
APPLICANT IS RESPONSIBLE FOR SCHEDULING INSPECTIONS**



Village of Bloomingdale

201 S. Bloomingdale Rd.
Bloomingdale, IL 60108-1487
www.villageofbloomingdale.org

Village Hall Hours: Monday thru Friday 8:30AM – 4:30PM

Application For Permit

Growth with Pride

Building & Zoning Department
buildingandzoning@vil.bloomingdale.il.us
phone: (630) 671-5660
fax: (630) 893-1596

PERMIT NUMBER
PROPERTY ID NUMBER
ZONING DISTRICT
INSPECTOR

IF NEW BUILDING CONSTRUCTION, IT WILL BE UNLAWFUL TO OCCUPY THE PREMISES STATED BELOW UNTIL FINAL INSPECTION HAS BEEN PERFORMED, APPROVED AND CERTIFICATE OF OCCUPANCY HAS BEEN ISSUED.

ADDRESS OF PROPERTY: _____ DATE: _____

APPLICANT NAME: _____ APP. PHONE: _____

OWNER NAME (IF DIFFERENT FROM ABOVE): _____ OWNER PHONE: _____

OWNER ADDRESS (IF DIFFERENT THAN ABOVE): _____

PHONE # TO CONTACT WHEN PERMIT READY: _____

CONTACT EMAIL: _____

TYPE OF PERMIT: _____ CONSTRUCTION COST: \$ _____

RESIDENTIAL BUSINESS INDUSTRIAL/MANUFACTURING; BUILDING OR STRUCTURE SQUARE FEET: _____

CONTRACTOR NAME: _____ ADDRESS: _____ PHONE: _____

ARCHITECT: _____

GEN'L CONTR: _____

CONCRETE CONTR: _____

CARPENTER: _____

MASON: _____

PLUMBER: _____

ROOFER: _____

ELEC. CONTR: _____

MECH./ELEV. CONTR: _____

FIRE PROT. CONT: _____

The undersigned hereby applies to the Village of Bloomingdale, Illinois for a permit herein described and if granted, the applicant shall comply with all requirements of the Village Ordinances relating thereto and pay the fees required including any past due monies due to the Village, including, but not limited to any water and sewer rate charges associated with the above Address of Property. Permits are valid for 12 months, if construction has commenced and 6 months, if work has not been started. You may be subject to additional permit fees after expiration date to extend a permit. No error or omission in either the plans or application, whether or not the plans or application have been approved by the Building Official, shall permit or relieve the applicant from constructing the work in any other manner than that provided for in the Ordinances of this Village relating thereto. **ANY BOND MONIES NOT RETURNABLE OR NOT REQUESTED FOR RETURN WITHIN ONE YEAR OF FINAL INSPECTION APPROVAL OR CERTIFICATE OF OCCUPANCY ISSUANCE WILL BE FORFEITED TO THE VILLAGE OF BLOOMINGDALE**

SIGNATURE OF AGENT OR OWNER PERMIT ISSUED BY _____ BUILDING COMMISSIONER

PRINT NAME DATE PERMIT ISSUED: _____

PERMIT FEES: \$ _____ PAID PLAN REVIEW FEES: \$ _____ PAID

RECEIPT NO.: _____ ; ****24-HOUR NOTICE REQUIRED FOR ALL INSPECTIONS****
THE APPLICANT AGREES TO PAY ALL PLAN REVIEW FEES UPON PERMIT SUBMITTAL. FEES PAID ARE NON-REFUNDABLE.

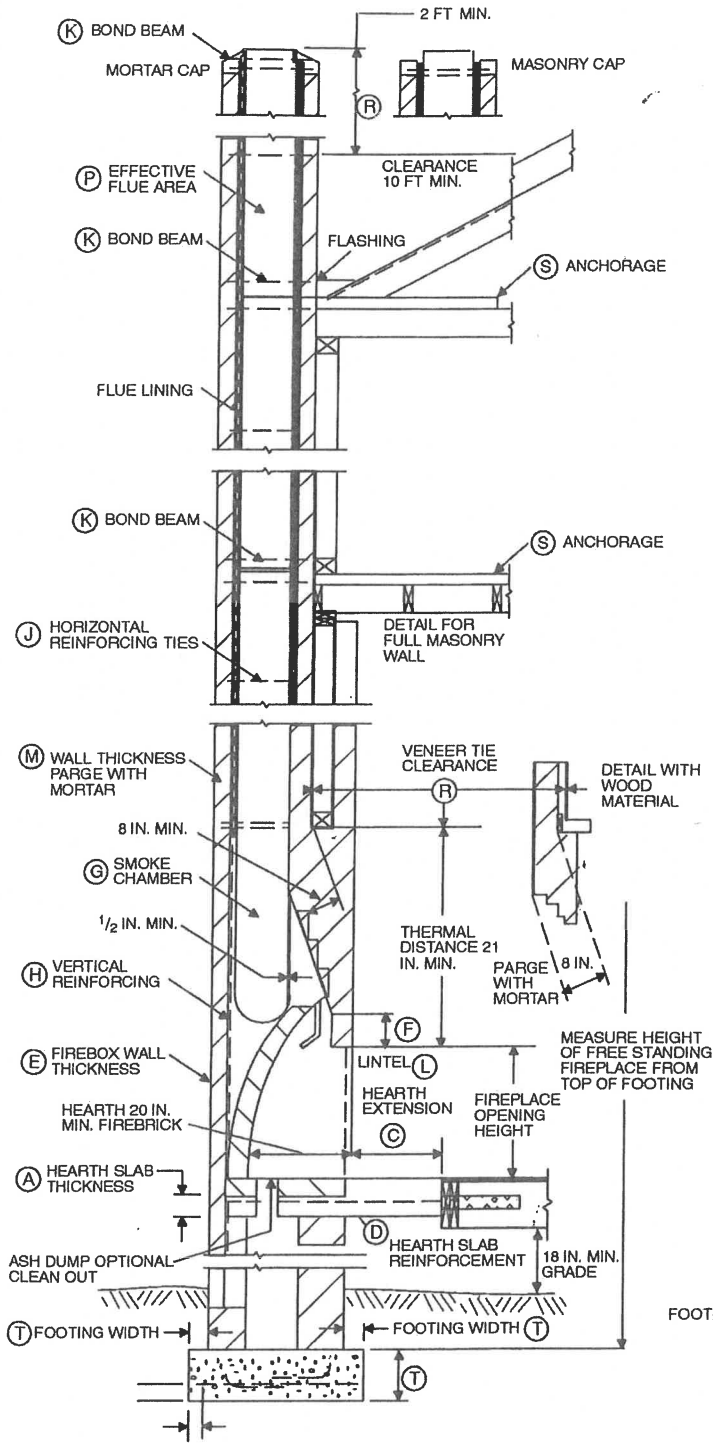
VILLAGE OF BLOOMINGDALE

APPLICATION NUMBER _____

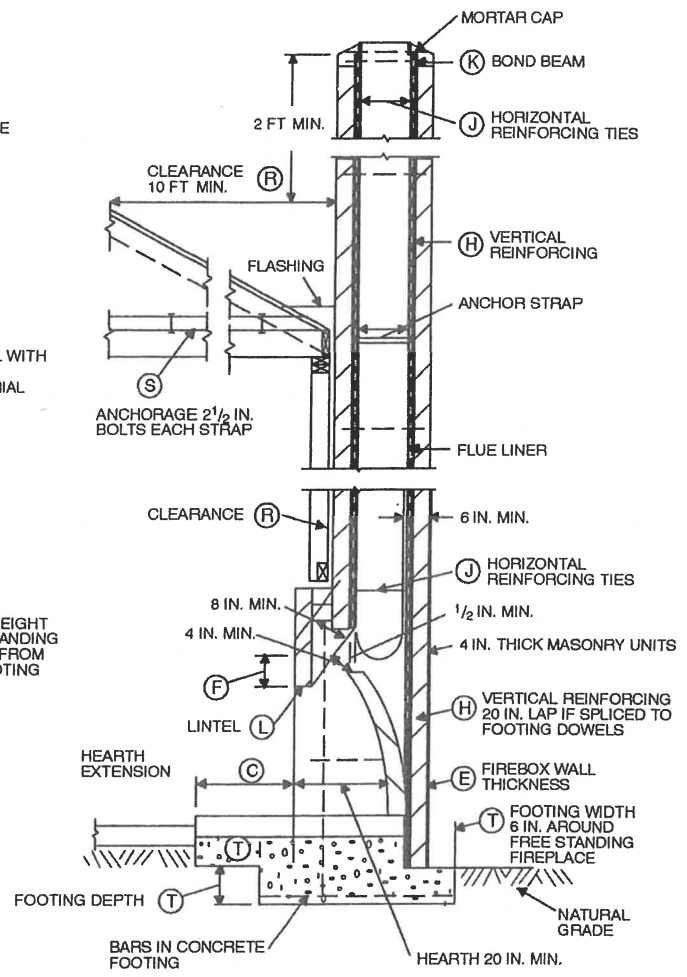
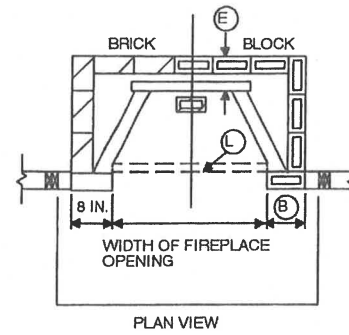
STORMWATER AND FLOODPLAIN MANAGEMENT ORDINANCE CERTIFICATION

APPLICANT	APPLICATION DATE _____	
	PROPERTY ADDRESS _____	
	PERMANENT PARCEL NUMBER _____ - _____ - _____	
	<p>OWNER AND APPLICANT STATEMENT – Under penalty of intentional misrepresentation and/or perjury, I declare that I have examined and/or made this application and it is true and correct to the best of my knowledge and belief. I agree to construct said improvement in compliance with all provisions of the applicable ordinances. I realize that the information that I have affirmed hereon forms a basis for the issuance of the stormwater management permit(s) herein applied for and approval of plans in connection therewith shall not be constructed to permit any construction upon said premises or use thereof in violation of any provision of any applicable ordinance or to excuse the owner or his successors in title form complying therewith. All parts of the permit submittal may be made available for inspection and copying pursuant to applicable sections of the Stormwater and Floodplain Management Ordinance.</p>	
	APPLICANT NAME _____ ADDRESS _____ CITY, STATE, ZIP _____ TELEPHONE _____ E-MAIL _____ SIGNATURE _____	<input type="checkbox"/> CHECK IF OWNER INFORMATION SAME AS APPLICANT OWNER NAME _____ ADDRESS _____ CITY, STATE, ZIP _____ TELEPHONE _____ E-MAIL _____ SIGNATURE _____
DEVELOPMENT NARRATIVE _____ PLANS _____ AREA OF DEVELOPMENT _____ NET NEW IMPERVIOUS AREA _____		

VILLAGE	BY VILLAGE: APPROVAL DATE _____	
	<input type="checkbox"/> STORMWATER CERTIFICATION <input type="checkbox"/> GENERAL CERTIFICATION <input type="checkbox"/> LETTER OF PERMISSION	TOTAL IMPERVIOUS AREA SINCE APRIL 2013 _____
	PERFORMANCE SECURITY AND EASEMENTS _____	
	SOIL EROSION AND SEDIMENT CONTROL REQUIREMENTS _____	
	PCBMP _____ VCBMP _____	
	SITE RUNOFF CONVEYANCE, STORAGE AND FIELD TILES _____	
FLOODPLAIN MANAGEMENT _____		
WETLANDS _____ BUFFERS _____ FEE IN LIEU PROGRAMS _____		
REVIEWER _____ CERTIFICATION APPROVAL _____		
DATE _____ EXPIRATION DATE _____		
FEES _____		
AUTHORIZATION TO CONSTRUCT _____ DATE _____		



BRICK FIREBOX AND CHIMNEY—
SECTIONAL SIDE VIEW ON WOOD FLOOR



BRICK FIREBOX AND BLOCK CHIMNEY—
SECTIONAL SIDE VIEW ON CONCRETE SLAB

For SI: 1 inch = 25.4 mm, 1 foot = 304.8 mm.

FIGURE R1001.1
FIREPLACE AND CHIMNEY DETAILS

**TABLE R1001.1
SUMMARY OF REQUIREMENTS FOR MASONRY FIREPLACES AND CHIMNEYS**

ITEM	LETTER ^a	REQUIREMENTS
Hearth slab thickness	A	4"
Hearth extension (each side of opening)	B	8" fireplace opening < 6 square foot. 12" fireplace opening ≥ 6 square foot.
Hearth extension (front of opening)	C	16" fireplace opening < 6 square foot. 20" fireplace opening ≥ 6 square foot.
Hearth slab reinforcing	D	Reinforced to carry its own weight and all imposed loads.
Thickness of wall of firebox	E	10" solid brick or 8" where a firebrick lining is used. Joints in firebrick 1/4" maximum.
Distance from top of opening to throat	F	8"
Smoke chamber wall thickness Unlined walls	G	6" 8"
Chimney Vertical reinforcing ^b	H	Four No. 4 full-length bars for chimney up to 40" wide. Add two No. 4 bars for each additional 40" or fraction of width or each additional flue.
Horizontal reinforcing	J	1/4" ties at 18" and two ties at each bend in vertical steel.
Bond beams	K	No specified requirements.
Fireplace lintel	L	Noncombustible material.
Chimney walls with flue lining	M	Solid masonry units or hollow masonry units grouted solid with at least 4 inch nominal thickness.
Distances between adjacent flues	—	See Section R1003.13.
Effective flue area (based on area of fireplace opening)	P	See Section R1003.15.
Clearances: Combustible material Mantel and trim Above roof	R	See Sections R1001.11 and R1003.18. See Section R1001.11, Exception 4. 3' at roofline and 2' at 10'.
Anchorage ^b Strap Number Embedment into chimney Fasten to Bolts	S	3/16" × 1" Two 12" hooked around outer bar with 6" extension. 4 joists Two 1/2" diameter.
Footing Thickness Width	T	12" min. 6" each side of fireplace wall.

For SI: 1 inch = 25.4 mm, 1 foot = 304.8 mm, 1 square foot = 0.0929 m².

NOTE: This table provides a summary of major requirements for the construction of masonry chimneys and fireplaces. Letter references are to Figure R1001.1, which shows examples of typical construction. This table does not cover all requirements, nor does it cover all aspects of the indicated requirements. For the actual mandatory requirements of the code, see the indicated section of text.

a. The letters refer to Figure R1001.1.

b. Not required in Seismic Design Category A, B or C.